

# General Description

## MANUAL TRANSMISSION AND DIFFERENTIAL

### 1. General Description

#### A: SPECIFICATION

##### 1. MANUAL TRANSMISSION AND DIFFERENTIAL

Type		6-forward speeds and 1-reverse (all stage with synchromesh)	
Transmission gear ratio	1st	3.454	
	2nd	1.947	
	3rd	1.296	
	4th	0.972	
	5th	0.780	
	6th	0.666	
	Rev.	3.636	
Front reduction gear	Final	Type of gear	Hypoid
		Gear ratio	4.111
Rear reduction gear	Transfer	Type of gear	Helical
		Gear ratio	1.000
	Final	Type of gear	Hypoid
		Gear ratio	4.111
Front differential	Type and number of gear		Straight bevel gear (bevel pinion: 2, bevel gear: 2)
Center differential	Type and number of gear		Straight bevel gear (bevel pinion: 2, bevel gear: 2, viscous coupling)
Transmission gear oil capacity		3.3 L (3.5 US qt, 2.9 Imp qt)	

##### 2. TRANSMISSION GEAR OIL

###### CAUTION:

If an alternative transmission gear oil is used, you may not have expected functionality and performance.

###### *Recommended oil:*

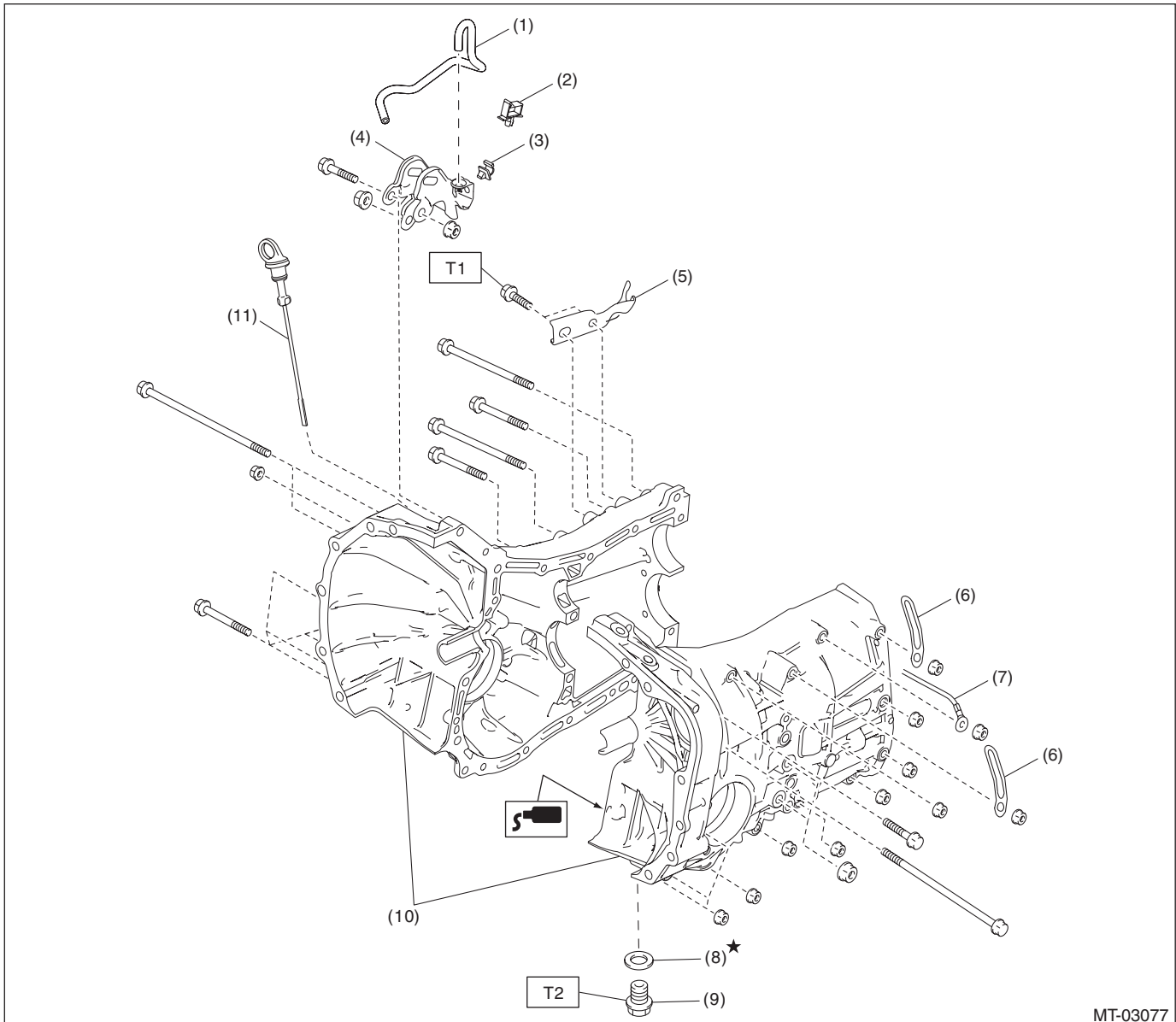
**SUBARU GEAR OIL EXTRA MT**

###### *Alternative:*

**GL-5 (75W-90)**

### B: COMPONENT

#### 1. TRANSMISSION CASE



MT-03077

- |                              |                                    |
|------------------------------|------------------------------------|
| (1) Air breather hose        | (7) Transmission radio ground cord |
| (2) Clamp                    | (8) Gasket                         |
| (3) Hose clamp               | (9) Drain plug                     |
| (4) Pitching stopper bracket | (10) Transmission case ASSY        |
| (5) Select bracket           | (11) Oil level gauge               |
| (6) Harness clip             |                                    |

#### **Tightening torque: N·m (kgf-m, ft-lb)**

**T1: 18 (1.8, 13.3)**

**T2: 44 (4.5, 32.5) (aluminum gasket, silver)**

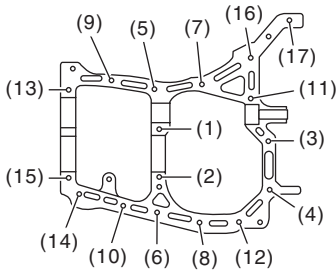
**70 (7.1, 51.6) (copper gasket, brown)**

**70 (7.1, 51.6) (metal gasket, black)**

# General Description

## MANUAL TRANSMISSION AND DIFFERENTIAL

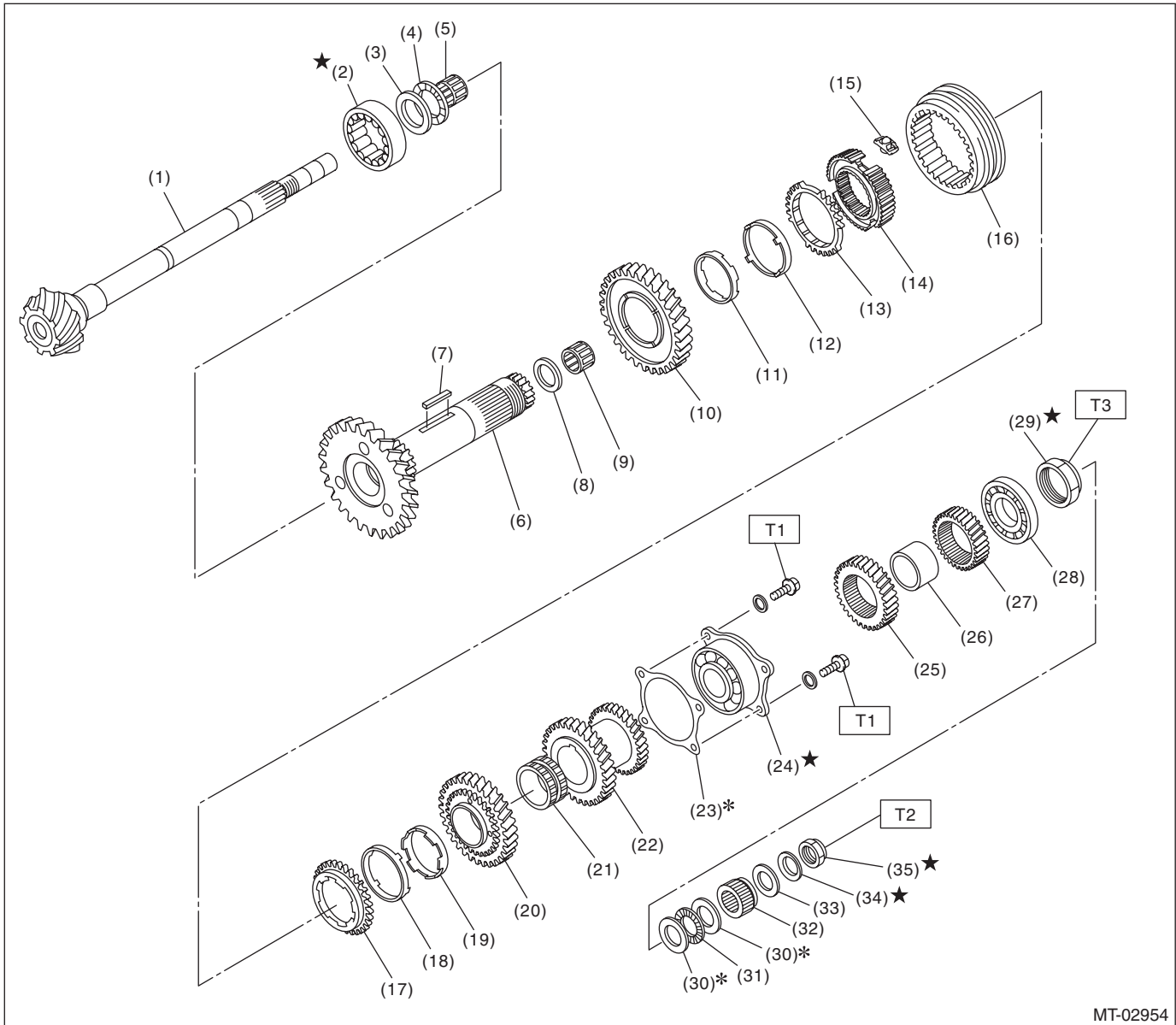
### Transmission case tightening torque

 MT-00003	Bolt No.	Bolt size mm	Tightening torque: N·m (kgf-m, ft-lb)
	(5) — (15)	8	25 (2.5, 18.4)
	(1) — (4) (16), (17)	10	40 (4.1, 29.5)

# General Description

## MANUAL TRANSMISSION AND DIFFERENTIAL

### 2. DRIVE PINION ASSEMBLY



MT-02954

- |                               |                              |                                     |
|-------------------------------|------------------------------|-------------------------------------|
| (1) Drive pinion shaft        | (15) 1st-2nd shifting insert | (29) Lock nut                       |
| (2) Roller bearing            | (16) 1st-2nd coupling sleeve | (30) Adjusting washer               |
| (3) Washer                    | (17) 2nd outer baulk ring    | (31) Thrust bearing                 |
| (4) Thrust bearing            | (18) 2nd synchro cone        | (32) Differential bevel gear sleeve |
| (5) Needle bearing            | (19) 2nd inner baulk ring    | (33) Washer                         |
| (6) Driven shaft              | (20) 2nd driven gear         | (34) Lock washer                    |
| (7) Key                       | (21) 2nd driven gear bushing | (35) Lock nut                       |
| (8) Drive pinion collar       | (22) 3rd-4th driven gear     |                                     |
| (9) Needle bearing            | (23) Drive pinion shim       |                                     |
| (10) 1st driven gear          | (24) Double ball bearing     |                                     |
| (11) 1st inner baulk ring     | (25) 5th driven gear         |                                     |
| (12) 1st synchro cone         | (26) Drive pinion spacer     |                                     |
| (13) 1st outer baulk ring     | (27) 6th driven gear         |                                     |
| (14) 1st-2nd synchronizer hub | (28) Ball bearing            |                                     |

**Tightening torque: N·m (kgf·m, ft·lb)**

**T1: 30 (3.1, 22.1)**

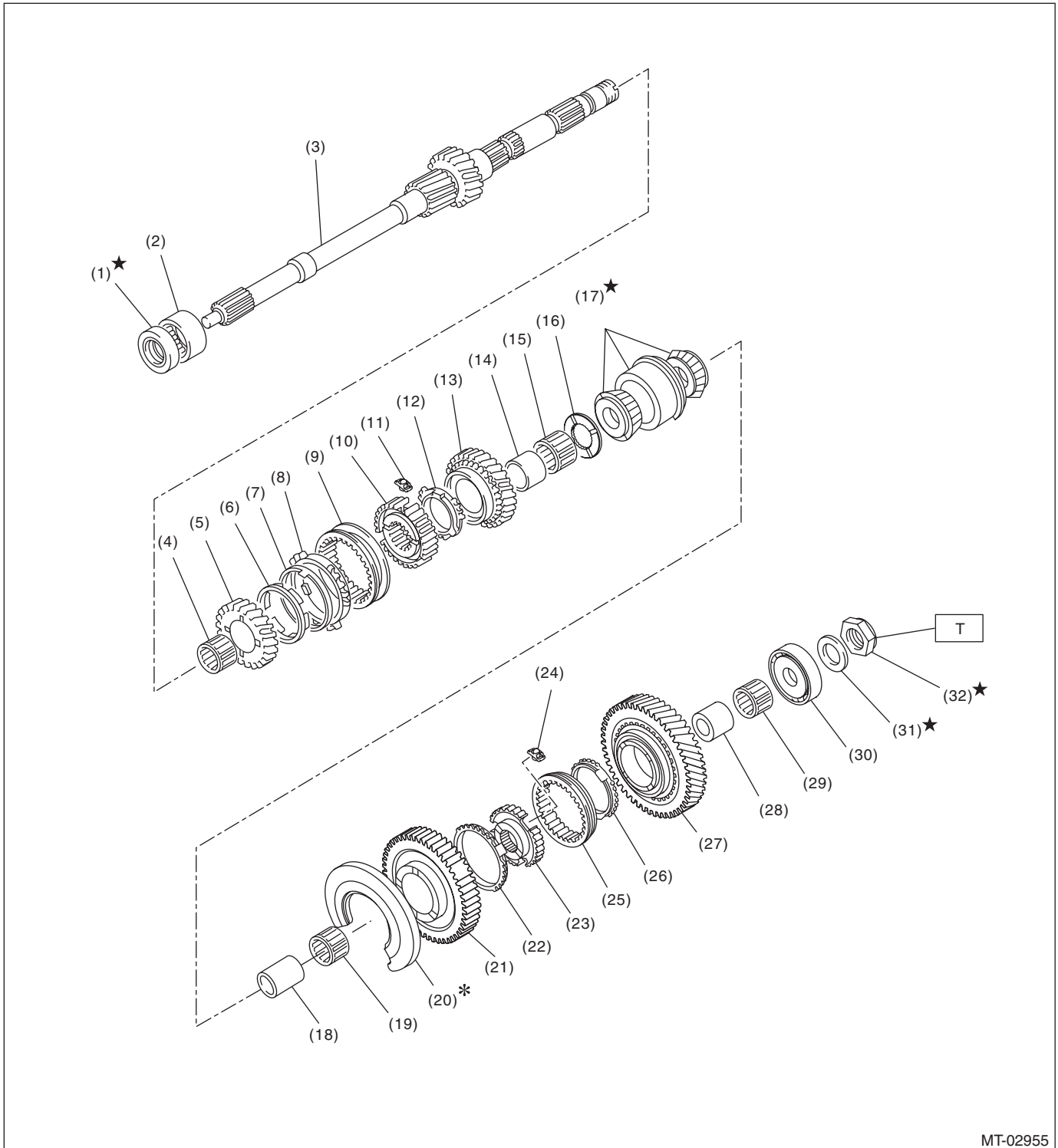
**T2: 126 (12.8, 92.9)**

**T3: 440 (44.9, 324.5)**

# General Description

## MANUAL TRANSMISSION AND DIFFERENTIAL

### 3. MAIN SHAFT ASSY

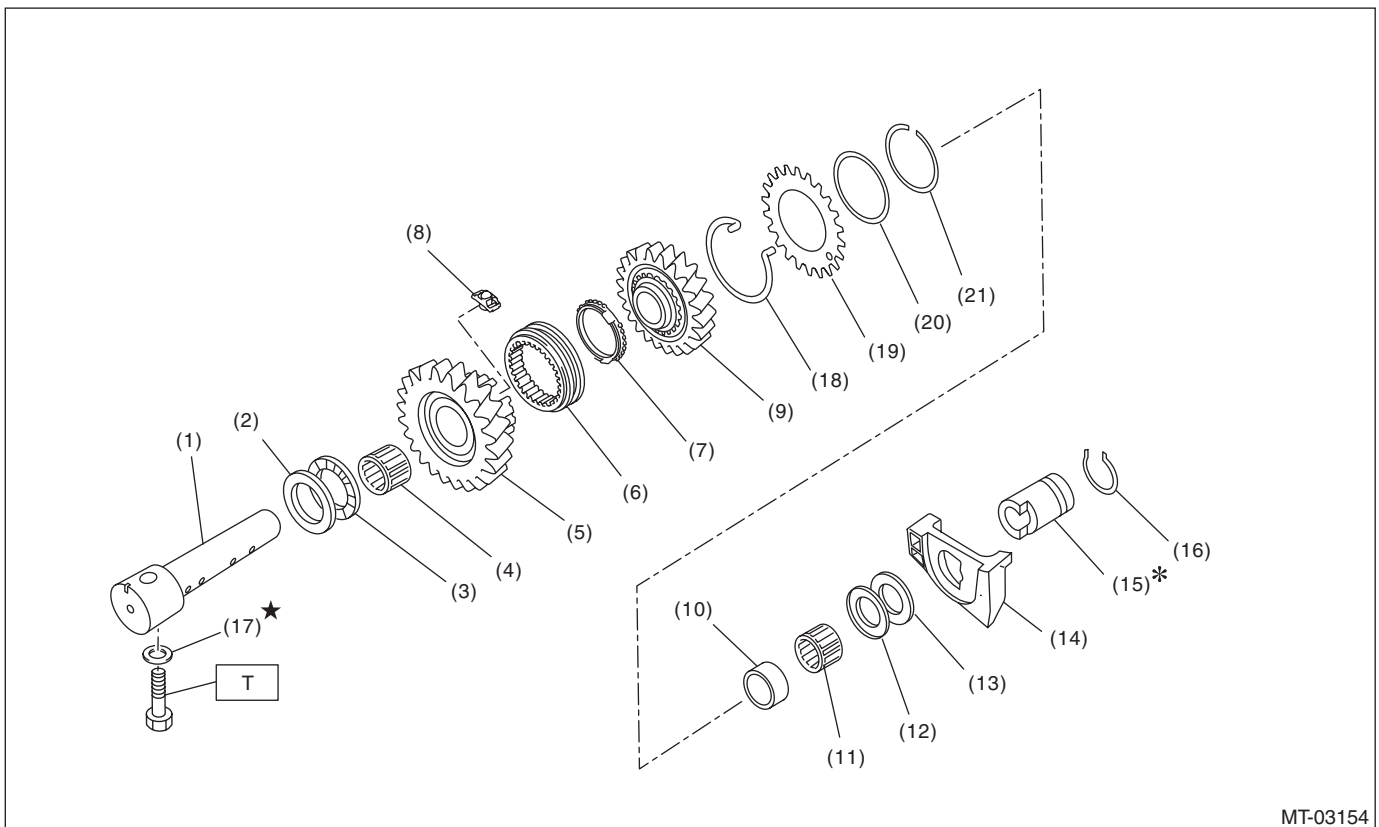


MT-02955

## MANUAL TRANSMISSION AND DIFFERENTIAL

- |      |                          |      |                             |      |                         |
|------|--------------------------|------|-----------------------------|------|-------------------------|
| (1)  | Oil seal                 | (13) | 4th drive gear              | (25) | 5th-6th coupling sleeve |
| (2)  | Needle bearing           | (14) | 4th needle bearing race     | (26) | 6th baulk ring          |
| (3)  | Main shaft               | (15) | Needle bearing              | (27) | 6th drive gear          |
| (4)  | Needle bearing           | (16) | 4th gear thrust washer      | (28) | 6th needle bearing race |
| (5)  | 3rd drive gear           | (17) | Double taper roller bearing | (29) | Needle bearing          |
| (6)  | 3rd inner baulk ring     | (18) | 5th needle bearing race     | (30) | Ball bearing            |
| (7)  | 3rd synchro cone         | (19) | Needle bearing              | (31) | Lock washer             |
| (8)  | 3rd outer baulk ring     | (20) | Main shaft rear plate       | (32) | Lock nut                |
| (9)  | 3rd-4th coupling sleeve  | (21) | 5th drive gear              |      |                         |
| (10) | 3rd-4th synchronizer hub | (22) | 5th baulk ring              |      |                         |
| (11) | 3rd-4th shifting insert  | (23) | 5th-6th synchronizer hub    |      |                         |
| (12) | 4th baulk ring           | (24) | 5th-6th shifting insert     |      |                         |
- 
- Tightening torque: N-m (kgf-m)**  
**T: 160 (16.3, 118.0)**

#### 4. REVERSE IDLER GEAR ASSY

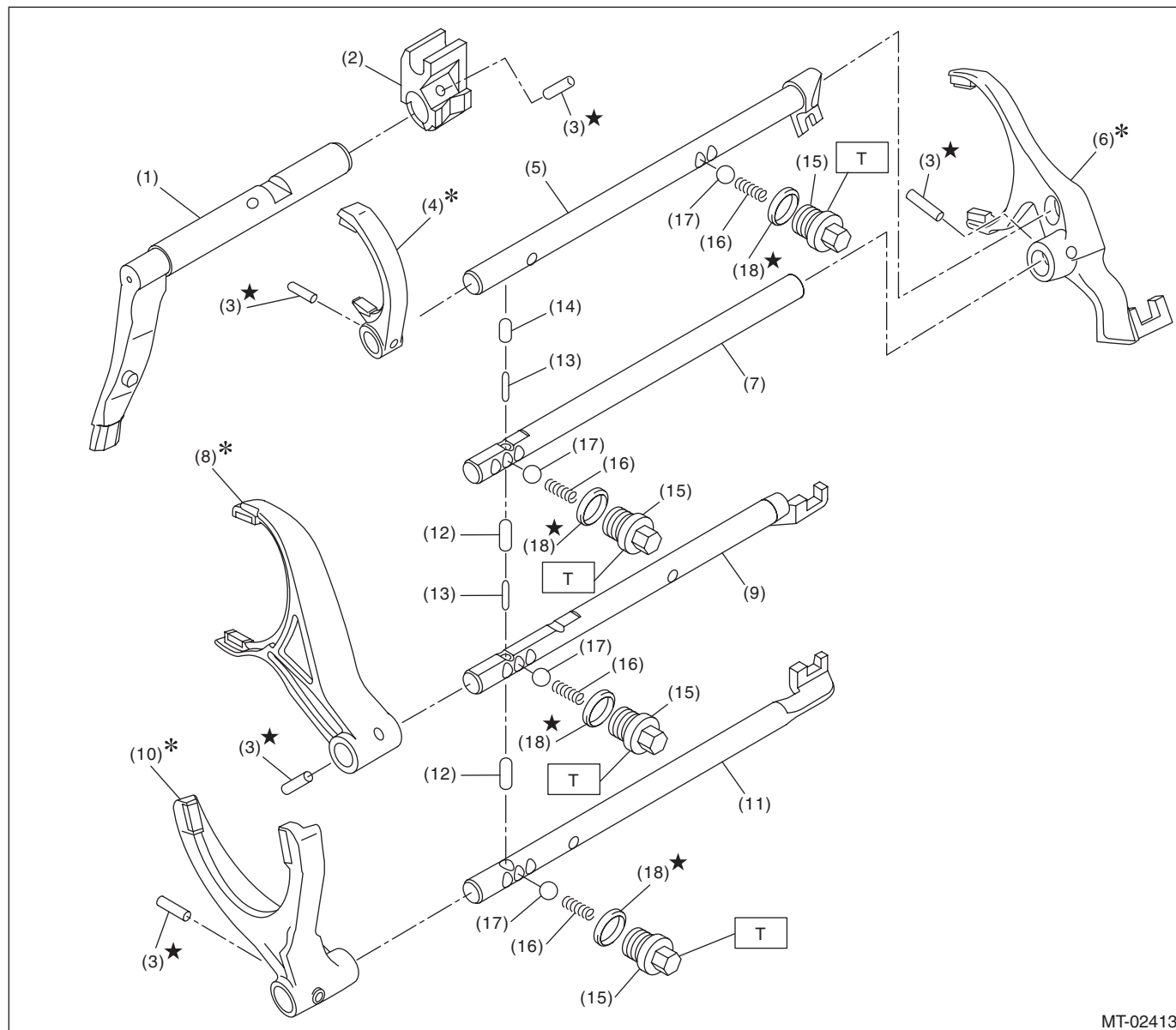


- |                               |                                 |                             |
|-------------------------------|---------------------------------|-----------------------------|
| (1) Reverse idler gear shaft  | (9) Reverse idler gear          | (17) Gasket                 |
| (2) Reverse idler gear washer | (10) Reverse idler gear collar  | (18) Spring                 |
| (3) Thrust bearing            | (11) Needle bearing             | (19) Reverse idler sub gear |
| (4) Needle bearing            | (12) Thrust bearing             | (20) Friction plate         |
| (5) Reverse idler gear No. 2  | (13) Reverse idler gear washer  | (21) Snap ring              |
| (6) Reverse coupling sleeve   | (14) Oil case guide             |                             |
| (7) Reverse baulk ring        | (15) Reverse idler gear bushing |                             |
| (8) Reverse shifting insert   | (16) Snap ring                  |                             |
- 
- Tightening torque: N-m (kgf·m)**  
**T: 25 (2.5, 18.4)**

# General Description

## MANUAL TRANSMISSION AND DIFFERENTIAL

### 5. SHIFTER FORK AND SHIFTER ROD



- |                          |                           |                           |
|--------------------------|---------------------------|---------------------------|
| (1) Shifter arm          | (8) 3rd-4th shifter fork  | (15) Checking ball plug   |
| (2) Selector arm         | (9) 3rd-4th fork rod      | (16) Checking ball spring |
| (3) Straight pin         | (10) 1st-2nd shifter fork | (17) Check ball           |
| (4) Reverse shifter fork | (11) 1st-2nd fork rod     | (18) Gasket               |
| (5) Reverse fork rod     | (12) Interlock plunger    |                           |
| (6) 5th-6th shifter fork | (13) Interlock plunger    |                           |
| (7) 5th-6th fork rod     | (14) Interlock plunger    |                           |

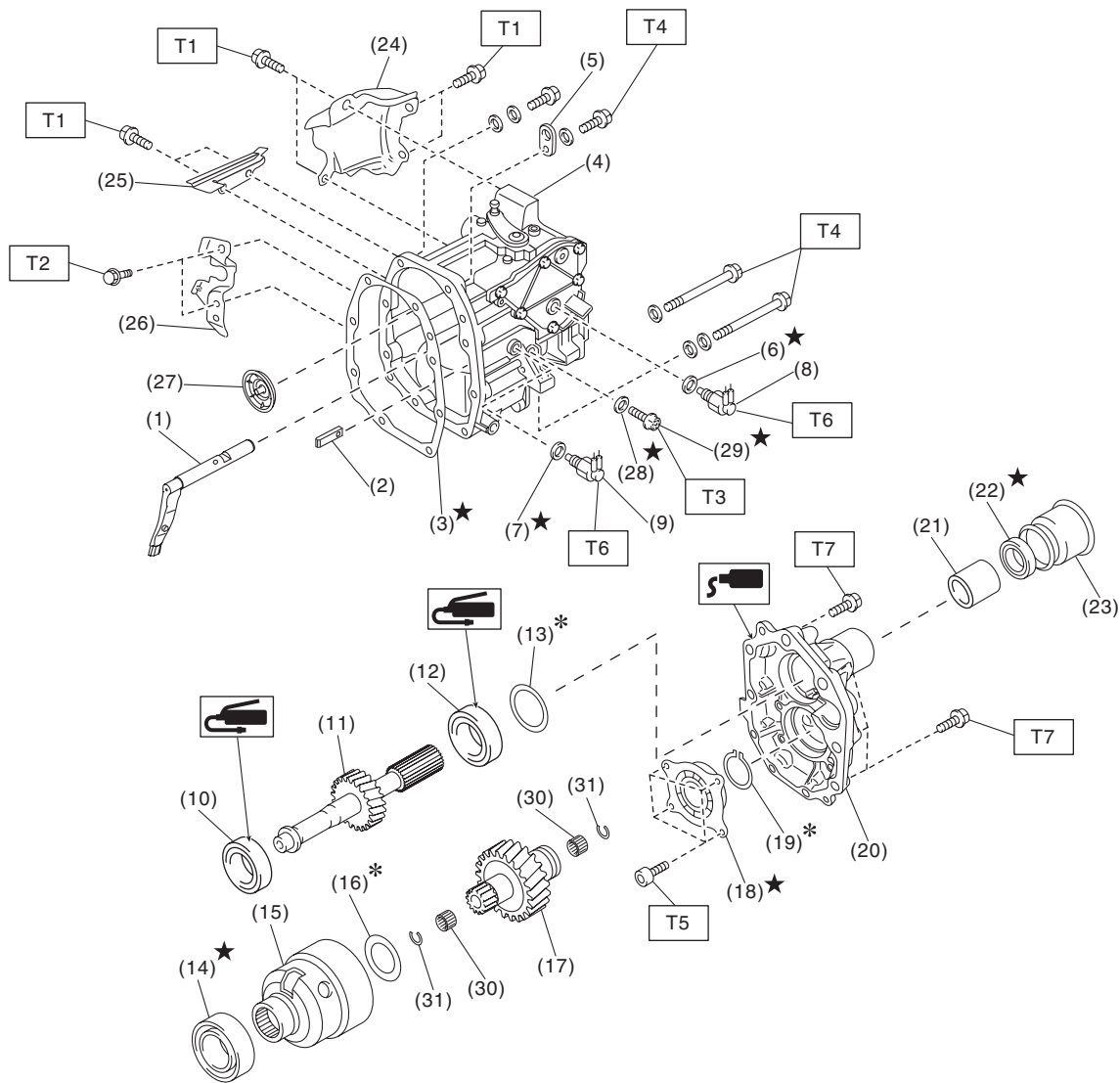
**Tightening torque: N·m (kgf-m, ft-lb)**

**T: 20 (2.0, 14.8)**

# General Description

MANUAL TRANSMISSION AND DIFFERENTIAL

## 6. TRANSFER CASE AND EXTENSION



MT-03203

- |   |                          |                     |
|---|--------------------------|---------------------|
| (1) Shifter arm                                 | (15) Center differential | (29) Precoat bolt   |
| (2) Interlock plate                             | (16) Adjusting washer    | (30) Needle bearing |
| (3) Gasket                                      | (17) Transfer drive gear | (31) Snap ring      |
| (4) Transfer case                               | (18) Ball bearing        |                     |
| (5) Transmission hanger                         | (19) Snap ring           |                     |
| (6) Gasket                                      | (20) Extension case      |                     |
| (7) Gasket                                      | (21) Bushing             |                     |
| (8) Neutral position switch                     | (22) Oil seal            |                     |
| (9) Back-up light switch                        | (23) Dust cover          |                     |
| (10) Taper roller bearing (transfer case side)  | (24) Transfer cover      |                     |
| (11) Transfer driven gear                       | (25) Dust cover          |                     |
| (12) Taper roller bearing (extension case side) | (26) Shift bracket       |                     |
| (13) Adjusting washer                           | (27) Oil guide           |                     |
| (14) Ball bearing                               | (28) Gasket              |                     |

### Tightening torque: N·m (kgf-m, ft-lb)

**T1: 15 (1.5, 11.1)**

**T2: 18 (1.8, 13.3)**

**T3: 20 (2.0, 14.8)**

**T4: 24.5 (2.5, 18.1)**

**T5: 26 (2.7, 19.2)**

**T6: 32.3 (3.3, 23.8)**

**T7: 40 (4.1, 29.5)**

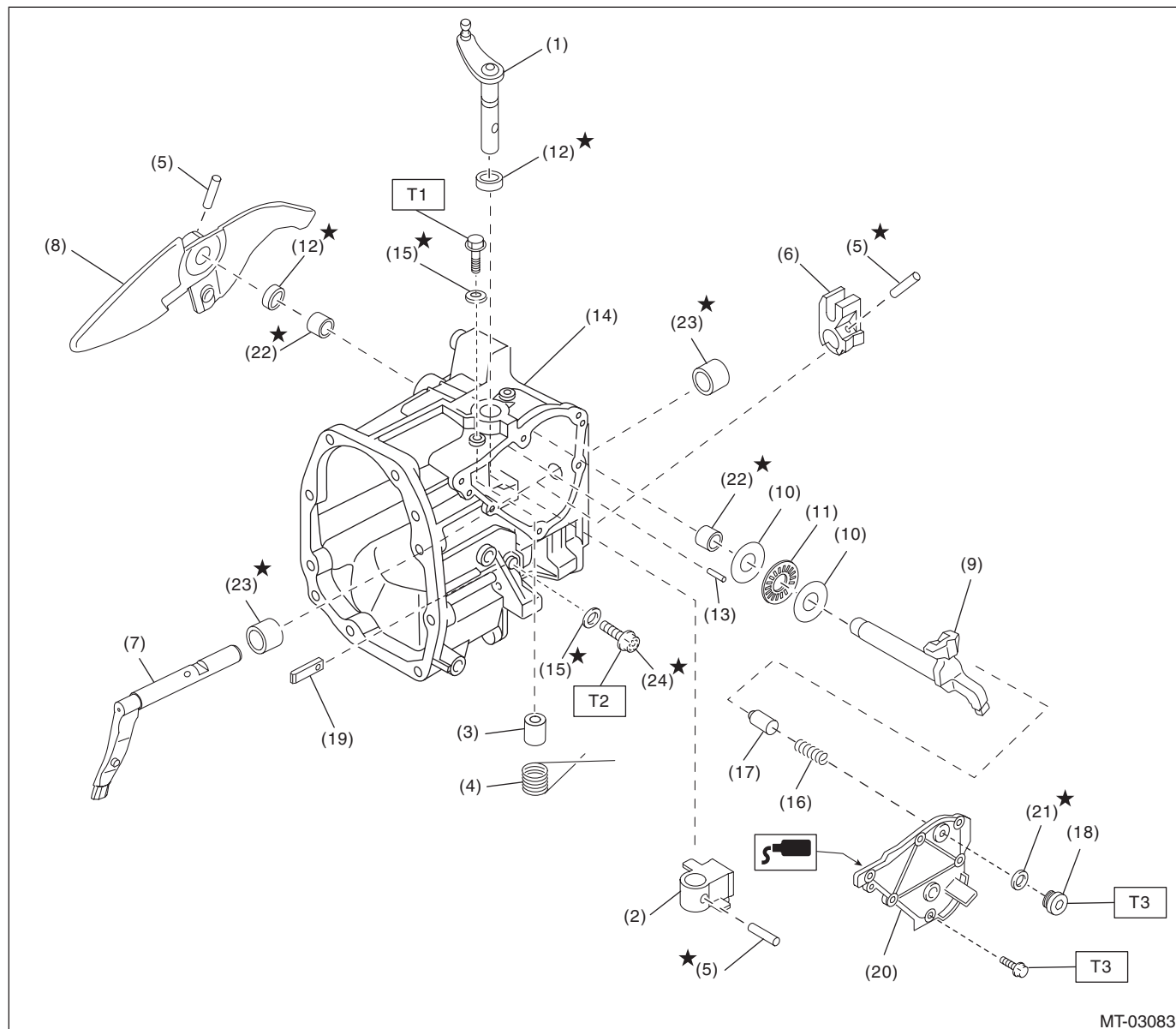
**6MT(TY75)-9**



# General Description

## MANUAL TRANSMISSION AND DIFFERENTIAL

### 7. SHIFT LINK ASSEMBLY



- (1) Selector lever COMPL
- (2) Selector arm No. 2
- (3) Shifter arm collar
- (4) Neutral set spring
- (5) Straight pin
- (6) Selector arm
- (7) Shifter arm
- (8) Shift lever COMPL
- (9) Shifter arm No. 2
- (10) Washer

- (11) Thrust bearing
- (12) Oil seal
- (13) Straight pin
- (14) Transfer case
- (15) Gasket
- (16) Checking ball spring
- (17) Plunger
- (18) Seal bolt
- (19) Interlock plate
- (20) Transmission cover

- (21) Seal ring
- (22) Needle bearing
- (23) Roller bearing
- (24) Precoat bolt

**Tightening torque: N·m (kgf·m, ft·lb)**

**T1: 6.4 (0.7, 4.7)**

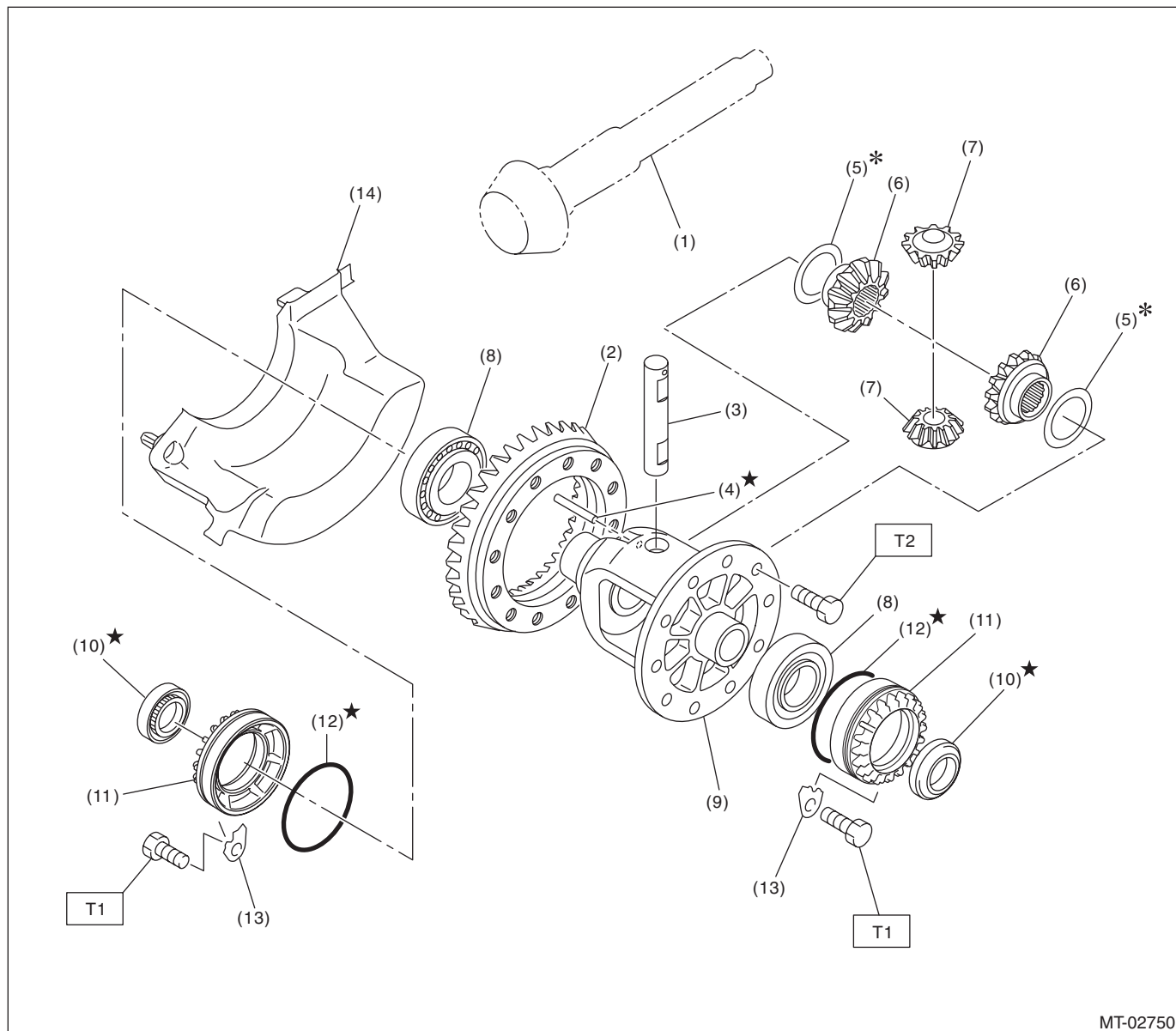
**T2: 20 (2.0, 14.8)**

**T3: 25 (2.5, 18.4)**

# General Description

## MANUAL TRANSMISSION AND DIFFERENTIAL

### 8. FRONT DIFFERENTIAL



- (1) Drive pinion shaft
- (2) Hypoid driven gear
- (3) Pinion shaft
- (4) Straight pin
- (5) Adjusting washer
- (6) Differential bevel gear

- (7) Differential bevel pinion
- (8) Taper roller bearing
- (9) Differential case
- (10) Oil seal
- (11) Differential side retainer
- (12) O-ring

- (13) Retainer lock plate
- (14) Front oil guide

**Tightening torque: N·m (kgf-m, ft-lb)**

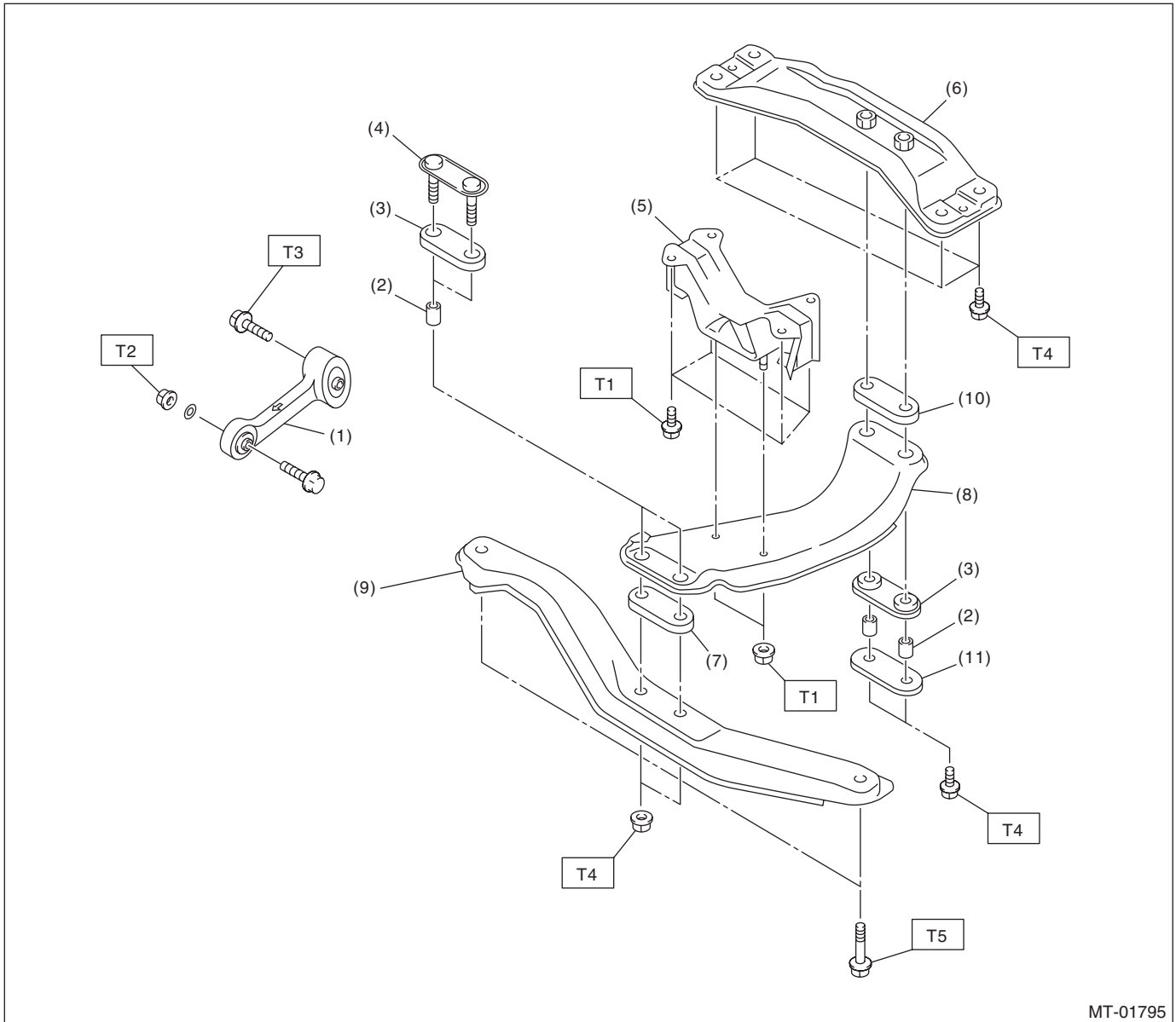
**T1: 25 (2.5, 18.4)**

**T2: 62 (6.3, 45.7)**

# General Description

## MANUAL TRANSMISSION AND DIFFERENTIAL

### 9. TRANSMISSION MOUNTING



- |                                 |                          |
|---------------------------------|--------------------------|
| (1) Pitching stopper            | (7) Upper cushion rubber |
| (2) Spacer                      | (8) Center crossmember   |
| (3) Lower cushion rubber        | (9) Front crossmember    |
| (4) Front plate                 | (10) Rear cushion rubber |
| (5) Transmission cushion rubber | (11) Rear plate          |
| (6) Rear crossmember            |                          |

**Tightening torque: N·m (kgf-m, ft-lb)**

**T1: 35 (3.6, 25.8)**

**T2: 50 (5.1, 36.9)**

**T3: 58 (5.9, 42.8)**

**T4: 70 (7.1, 51.6)**

**T5: 140 (14.3, 103.3)**

## General Description

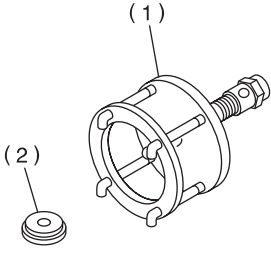
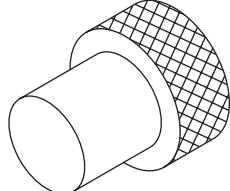
MANUAL TRANSMISSION AND DIFFERENTIAL

### C: CAUTION

- Remove contamination including dirt and corrosion before removal, installation or disassembly.
- Keep the disassembled parts in order and protect them from dust and dirt.
- Before removal, installation or disassembly, be sure to clarify the failure. Avoid unnecessary removal, installation, disassembly and replacement.
- When disassembling the case and other light alloy parts, disassemble by using a plastic hammer. Do not pry apart with screwdrivers or other tools.
- Vehicle components are extremely hot after driving. Be wary of receiving burns from heated parts.
- Use SUBARU genuine gear oil, grease or equivalent. Do not mix gear oil, grease, etc. of different grades or manufacturers.
- Be sure to tighten fasteners including bolts and nuts to the specified torque.
- Place shop jacks or rigid racks at the specified points.
- Apply gear oil onto sliding or revolving surfaces before installation.
- Replace deformed or damaged snap rings with new parts.
- Before installing O-rings or oil seals, apply sufficient amount of gear oil to avoid damage and deformation.
- Be careful not to incorrectly install or fail to install O-rings, snap rings and other such parts.
- Before securing a part on a vise, place cushioning material such as wood blocks, aluminum plate, or cloth between the part and the vise.
- Avoid damaging the mating surface of the case.
- Before applying liquid gasket, completely remove and clean the old liquid gasket.
- Be careful of handling the oil seal, O-ring and gasket. If the contact surface of them is damaged, oil leakage may occur.
- When pressing-in the oil seal, make sure that the oil seal lip portion and outer surface are not damaged or tilted.
- When replacing the taper roller bearing, replace the outer race and inner race as a set.
- When replacing the hypoid gear, replace the hypoid driven gear and drive pinion shaft as a set.
- Replace the bolts if the seating surface or the thread surface is excessively rusted.

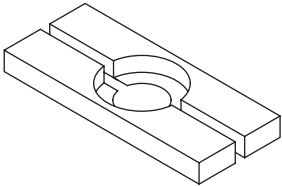
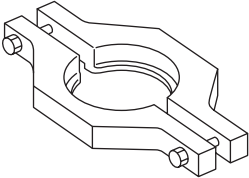
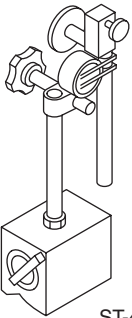
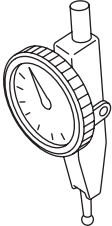
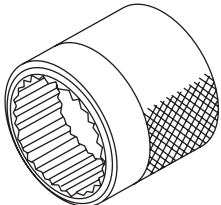
### D: PREPARATION TOOL

#### 1. SPECIAL TOOL

ILLUSTRATION	TOOL NUMBER	DESCRIPTION	REMARKS
 ST-899524100	899524100	PULLER SET	Used for removing the front differential taper roller bearing inner race. (1) Puller (2) Cap
 ST-399780104	399780104	WEIGHT	Used for adjusting preload on the front differential taper roller bearing.

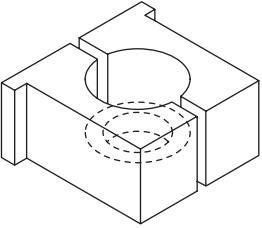
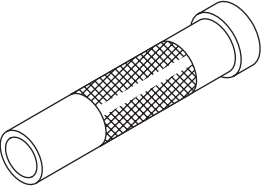
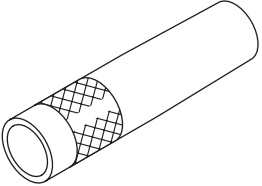
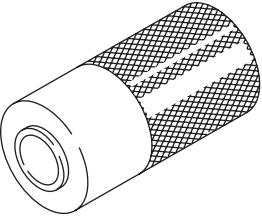
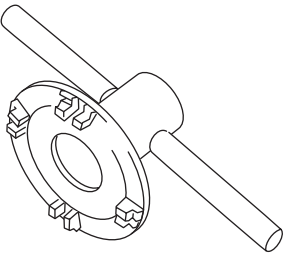
# General Description

## MANUAL TRANSMISSION AND DIFFERENTIAL

ILLUSTRATION	TOOL NUMBER	DESCRIPTION	REMARKS
 ST-498077000	498077000	REMOVER	<ul style="list-style-type: none"> <li>Used for removing the roller bearing and washer of the drive pinion shaft.</li> <li>Used for removing the transfer driven gear taper roller bearing.</li> </ul>
 ST-498077600	498077600	CENTER DIFFERENTIAL BEARING REMOVER	Used for removing the center differential ball bearing.
 ST-498247001	498247001	MAGNET BASE	<ul style="list-style-type: none"> <li>Used for measuring the backlash of differential bevel pinion gear and hypoid driven gear.</li> <li>Used together with DIAL GAUGE (498247100).</li> </ul>
 ST-498247100	498247100	DIAL GAUGE	<ul style="list-style-type: none"> <li>Used for measuring the backlash of differential bevel pinion gear and hypoid driven gear.</li> <li>Used together with MAGNET BASE (498247001).</li> </ul>
 ST18667AA020	18667AA020	HOLDER	<ul style="list-style-type: none"> <li>Used for removing and installing the drive pinion shaft lock nut.</li> <li>Used for measuring the backlash of hypoid driven gear.</li> <li>Used for adjusting preload on the front differential taper roller bearing.</li> </ul>


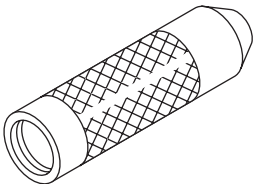
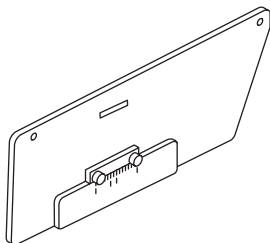
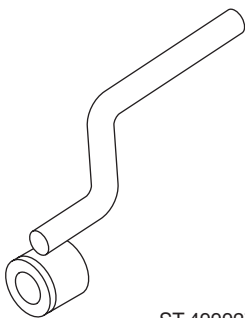
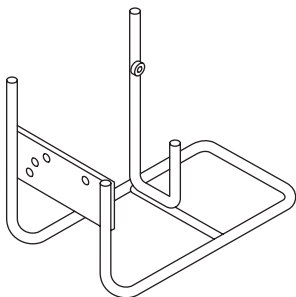
# General Description

## MANUAL TRANSMISSION AND DIFFERENTIAL

ILLUSTRATION	TOOL NUMBER	DESCRIPTION	REMARKS
 ST-498937000	498937000	TRANSMISSION HOLDER	Used for removing and installing the main shaft lock nut.
 ST-499277100	499277100	BUSHING 1-2 INSTALLER	<ul style="list-style-type: none"> <li>• Used for installing the drive pinion shaft washer.</li> <li>• Used for installing the front differential taper roller bearing outer race.</li> </ul>
 ST-499277200	499277200	INSTALLER	<ul style="list-style-type: none"> <li>• Used for installing the 3rd-4th driven gear, 5th driven gear, ball bearing and 6th driven gear onto the driven shaft.</li> <li>• Used for installing the drive pinion shaft washer.</li> </ul>
 ST-927640000	927640000	INSTALLER	Used for installing the taper roller bearing (transfer case side) of transfer driven gear.
 ST18630AA010	18630AA010	WRENCH COMPL RETAINER	<ul style="list-style-type: none"> <li>• Used for removing and installing the differential side retainer.</li> <li>• Used for adjusting preload on the front differential taper roller bearing.</li> <li>• WRENCH COMPL RETAINER (499787000) can also be used.</li> </ul>

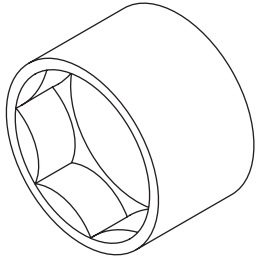
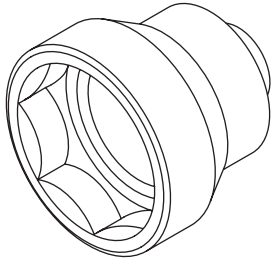
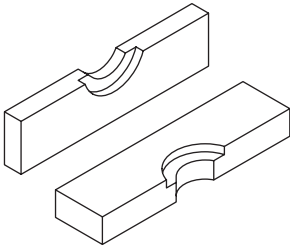
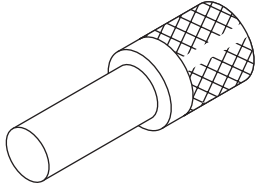
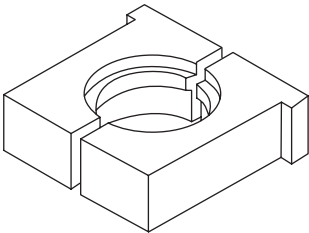
# General Description

## MANUAL TRANSMISSION AND DIFFERENTIAL

ILLUSTRATION	TOOL NUMBER	DESCRIPTION	REMARKS
 ST18722AA010	18722AA010	REMOVER	Used for removing the 5th drive gear and 6th drive gear.
 ST-499877000	499877000	RACE 4-5 INSTALLER	<ul style="list-style-type: none"> <li>Used for installing the 4th, 5th and 6th drive gear needle bearing races and the main shaft double taper roller bearings.</li> <li>Used together with REMOVER (899714110).</li> </ul>
 ST-499917500	499917500	DRIVE PINION GAUGE ASSY	Used for adjusting the drive pinion shaft shim.
 ST-499927100	499927100	HANDLE	Used for backlash measurement of the hypoid driven gear and preload adjustment of the front differential taper roller bearing.
 ST-499937100	499937100	TRANSMISSION STAND	Used for disassembling and assembling the transmission.

# General Description


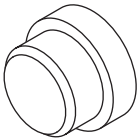
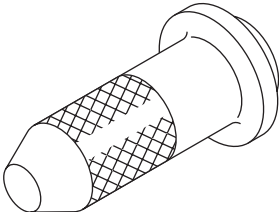
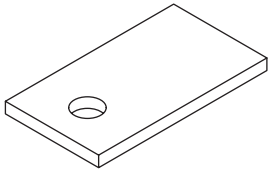
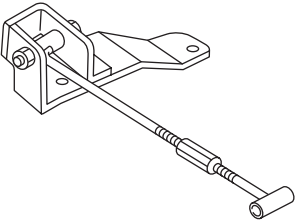
## MANUAL TRANSMISSION AND DIFFERENTIAL

ILLUSTRATION	TOOL NUMBER	DESCRIPTION	REMARKS
 ST-499987003	499987003	SOCKET WRENCH (35)	Used for removing and installing the main shaft lock nut.
 ST-499987300	499987300	SOCKET WRENCH (50)	Used for removing and installing the driven shaft lock nut.
 ST-899714110	899714110	REMOVER	Used for removing and installing the parts of main shaft and driven shaft.
 ST-899864100	899864100	REMOVER	<ul style="list-style-type: none"> <li>• Used for removing the parts of the main shaft.</li> <li>• Used for removing the transfer driven gear taper roller bearing (transfer case side) and for installing it (extension case side).</li> <li>• Used for removing the transfer drive gear ball bearing.</li> <li>• Used for installing the transfer case roller bearing.</li> </ul>
 ST18680AA020	18680AA020	HOLDER	<ul style="list-style-type: none"> <li>• Used for removing and installing the drive pinion shaft lock nut.</li> <li>• Used for removing and installing the driven shaft lock nut.</li> </ul>



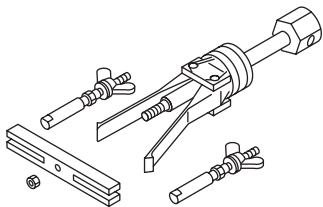
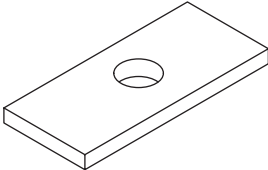
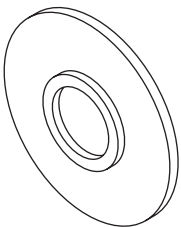
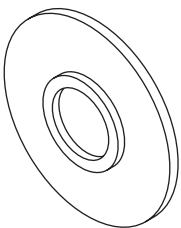
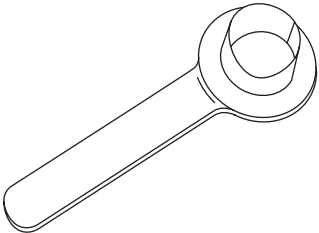
# General Description

## MANUAL TRANSMISSION AND DIFFERENTIAL

ILLUSTRATION	TOOL NUMBER	DESCRIPTION	REMARKS
 ST-899904100	899904100	STRAIGHT PIN REMOVER	Used for removing and installing the straight pin.
 ST-398497701	398497701	ADAPTER	<ul style="list-style-type: none"> <li>Used for installing the front differential taper roller bearing.</li> <li>Used together with BUSHING 1-2 INSTALLER (499277100).</li> </ul>
 ST-498057300	498057300	INSTALLER	Used for installing the extension case oil seal.
 ST-498255400	498255400	PLATE	Used for measuring the hypoid driven gear backlash.
 ST41099AC000	41099AC000	ENGINE SUPPORT ASSY	Used for removing and installing transmission.

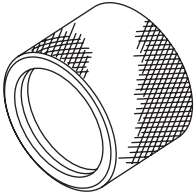
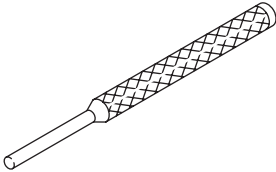
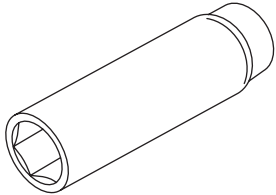
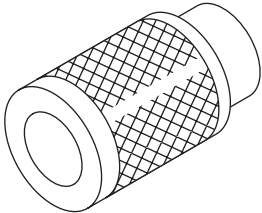

# General Description

## MANUAL TRANSMISSION AND DIFFERENTIAL

ILLUSTRATION	TOOL NUMBER	DESCRIPTION	REMARKS
 <p>ST-398527700</p>	398527700	PULLER ASSY	<ul style="list-style-type: none"> <li>Used for removing the extension case oil seal.</li> <li>Used for removing the front differential taper roller bearing outer race.</li> <li>Used for removing the front differential side retainer oil seal.</li> </ul>
 <p>ST-398643600</p>	398643600	GAUGE	Used for adjusting the extension end play.
 <p>ST-398177700</p>	398177700	INSTALLER	<ul style="list-style-type: none"> <li>Used for installing the transfer drive gear ball bearing.</li> <li>Used for installing the 4th drive gear needle bearing race.</li> </ul>
 <p>ST-498175500</p>	498175500	INSTALLER	Used for installing the taper roller bearing of transfer driven gear (extension case side).
 <p>ST28399SA010</p>	28399SA010	OIL SEAL PROTECTOR	Used for protecting the oil seal from damage when inserting the front drive shaft.

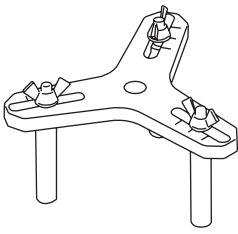
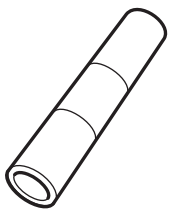
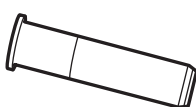
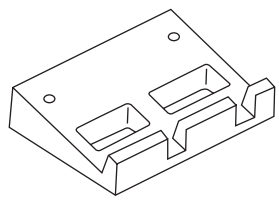
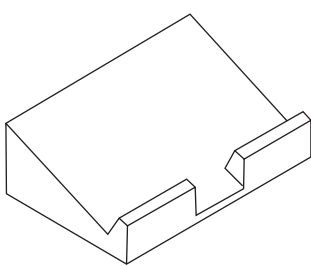
# General Description

## MANUAL TRANSMISSION AND DIFFERENTIAL

ILLUSTRATION	TOOL NUMBER	DESCRIPTION	REMARKS
 ST18675AA000	18675AA000	DIFFERENTIAL SIDE OIL SEAL INSTALLER	Used for installing the front differential side retainer oil seal.
 ST-398791700	398791700	SPRING PIN REMOVER 2	Used for removing and installing the straight pin.
 ST18662AA010	18662AA010	SOCKET (27)	<ul style="list-style-type: none"> <li>• Used for removing and installing the drive pin- ion shaft lock nut.</li> <li>• Used for measuring the starting torque of the drive pinion shaft.</li> </ul>
 ST-899754112	899754112	PRESS	<ul style="list-style-type: none"> <li>• Used for removing driven shaft parts.</li> <li>• Used to install the main shaft ball bearing.</li> </ul>
 ST18631AA000	18631AA000	HANDLE	Used for installing transfer case assembly and extension case assembly.

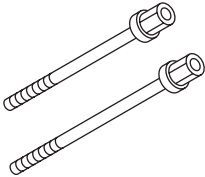
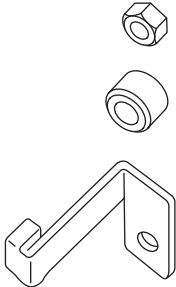
# General Description

## MANUAL TRANSMISSION AND DIFFERENTIAL

ILLUSTRATION	TOOL NUMBER	DESCRIPTION	REMARKS
 <p>ST18762AA001</p>	18762AA001	COMPRESSOR SPECIAL TOOL	<ul style="list-style-type: none"> <li>Used for removing the 1st driven gear.</li> <li>COMPRESSOR SPECIAL TOOL (18762AA000) can also be used.</li> </ul>
 <p>ST18654AA000</p>	18654AA000	INSTALLER	Used for installing the 2nd driven gear bushing.
 <p>ST18657AA000</p>	18657AA000	INSTALLER	Used for installing the transfer case oil seal.
 <p>ST-498267200</p>	498267200	CYLINDER HEAD TABLE	Used for removing and installing the roller bearing of the transfer case.
 <p>ST-498267300</p>	498267300	CYLINDER HEAD TABLE	Used for removing and installing the roller bearing of the transfer case.

## General Description

### MANUAL TRANSMISSION AND DIFFERENTIAL

ILLUSTRATION	TOOL NUMBER	DESCRIPTION	REMARKS
 <p style="text-align: center;">ST18763AA000</p>	18763AA000	COMPRESSOR SHAFT	Used for removing and installing the needle bearing of the transfer case.
 <p style="text-align: center;">ST-498277200</p>	498277200	STOPPER SET	<ul style="list-style-type: none"> <li>• Used for installing the needle bearing of the transfer case.</li> <li>• Use only the spacer.</li> </ul>

## 2. GENERAL TOOL

TOOL NAME	REMARKS
Circuit tester	Used for measuring resistance.
TORX® bit T70	Used for removing and installing differential gear oil drain plug.
Spring pin remover	Used for removing and installing the spring pin. (3 — 3.3 mm)
Socket driver (TORX® 45 size, tamper resistant type)	Used for removing and installing interlock plate.